

PMEX UPDATE (Evening)

Commodities	Signal	Entry	Stop loss	Target 1	Target 2
Crude Oil - WTI	BUY	77.27	75.93	78.61	81.11
Gold	BUY	1,784.00	1,761.00	1,807.00	1,838.00
Silver	BUY	23.480	22.85	24.113	24.569
Platinum	BUY	980.00	948.00	1,012.00	1,027.00
Copper	BUY	4.464	4.402	4.527	4.566
Natural Gas	BUY	5.001	4.759	5.243	5.328

Indices	Signal	Entry	Stop loss	Target 1	Target 2
Dow Jones	BUY	35,694.00	35,491.00	35,897.00	36,291.00
S&P 500	BUY	4,697.00	4,658.00	4,736.00	4,760.00
NASDAQ 100	BUY	16,247.00	16,047.00	16,447.00	16,704.00

Currencies	Signal	Entry	Stop loss	Target 1	Target 2
USD-JPY	BUY	115.140	114.810	115.470	115.700
EUR-USD	BUY	1.1196	1.1129	1.1263	1.1300
GBP-USD	BUY	1.3292	1.3225	1.3359	1.3423

Minimum Lot	Total Price	Margin	Investment	Profit 1	Return 1	Profit 2	Return 2
10 Barrel	135,223	4.95%	6,700	2,236	33.38%	6,611	98.67%
1 Ounce	312,200	3.49%	10,900	3,862	35.43%	9,287	85.20%
10 Ounce	41,090	8.27%	3,400	1,053	30.98%	1,851	54.45%
5 Ounce	857,500	5.50%	47,200	27,592	58.46%	40,717	86.27%
1000 Pounds	781,253	3.76%	29,400	10,666	36.28%	17,438	59.31%
1000 MMBTU	875,175	6.55%	57,300	41,942	73.20%	56,817	99.16%

Minimum Lot	Total Price	Margin	Investment	Profit 1	Return 1	Profit 2	Return 2
Index Level	6,246,450	2.36%	147,200	34,872	23.69%	103,822	70.53%
Index Level	821,975	2.37%	19,500	6,743	34.58%	10,943	56.12%
Index Level	2,843,225	2.76%	78,600	34,837	44.32%	79,812	101.54%

Minimum Lot	Total Price	Margin	Investment	Profit 1	Return 1	Profit 2	Return 2
10,000 Units	1,750,128	0.89%	15,600	5,141	32.95%	8,637	55.36%
10,000 Units	1,959,300	0.96%	18,800	11,850	63.03%	18,325	97.47%
10,000 Units	2,326,100	1.17%	27,300	11,850	43.41%	23,050	84.43%

Major Headlines

Oil Mixed, but Holds Strong as Investors Await OPEC+ Reaction

Oil prices were mixed on Thursday morning in Asia as investors watch how major producers will react to emergency crude releases by major consumer nations to cool the market. Brent oil futures inched up 0.07% to \$82.31 by 11:31 PM ET. [see more...](#)

Gold Up, But Remains Below \$1,800 Mark as Fed Signals Quicker Asset Tapering

Gold was up on Thursday morning in Asia, but kept below the \$1,800 mark after the minutes from the U.S. Federal Reserve's latest meeting suggesting that the central bank could accelerate asset tapering. Gold futures were up 0.47% to \$1,792.75 by 9:42 PM ET (2:42 AM GMT). [see more...](#)

Dow Jones Futures Fall 115 Pts; Retail Stocks Head Lower

U.S. stocks are seen opening lower Wednesday, weighed on by disappointing earnings from a couple of significant retailers, ahead of key economic data releases and the minutes from the last Federal Reserve meeting. At 7:20 AM ET (1220 GMT), the Dow Futures contract was down 124 points. [see more...](#)

USD/JPY grinds higher around January 2017 levels on mildly bid Nikkei 225

Having refreshed a multi-day top on Wednesday, USD/JPY hovers around 115.40-50 as Tokyo opens for trading on Thursday. The lackluster moves could be linked to mixed catalysts and an off in the US. [see more...](#)

EUR/USD Forecast: Pressure mounts on the shared currency as Covid in Europe deteriorates

Persistent demand for the American currency drove EUR/USD to a fresh 2021 low of 1.1185, with the pair currently trading a few pips above the level. Demand for safe-haven assets was high, as global equities traded dully. [see more...](#)

GBP/USD extends to four consecutive days its losses, hovers around 1.3330s ahead of FOMC minutes

The British pound continues its free-fall, down for the fourth consecutive day, reaching a new year-to-date low around 1.3324, down some 0.34%, trading at 1.3334 during the New York session at the time of writing. On Wednesday, the market sentiment is downbeat, as portrayed by US equity indices falling. [see more...](#)

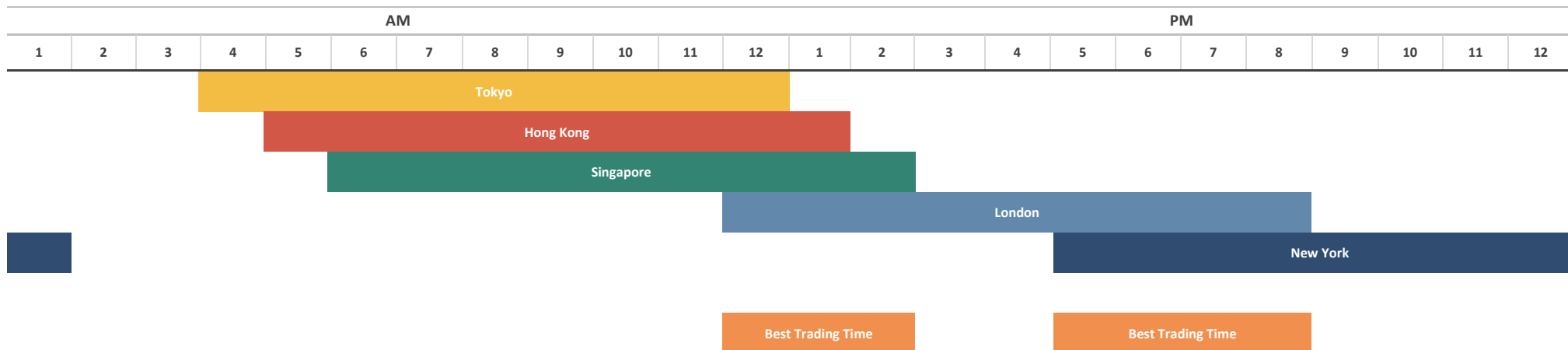
ECONOMIC CALENDAR

Event	Dates	Time	Currency	Importance	Actual	Forecast	Previous
FOMC Meeting Minutes	25-11-21	0:00	USD	High volatility expected			
German GDP (QoQ) (Q3)	25-11-21	12:00	EUR	High volatility expected	1.7%	1.80%	1.80%
ECB Publishes Account of Monetary Policy Meeting	25-11-21	17:30	EUR	High volatility expected			
ECB President Lagarde Speaks	25-11-21	18:30	EUR	High volatility expected			
BoE Gov Bailey Speaks	25-11-21	22:00	GBP	High volatility expected			

Source: Investing.com

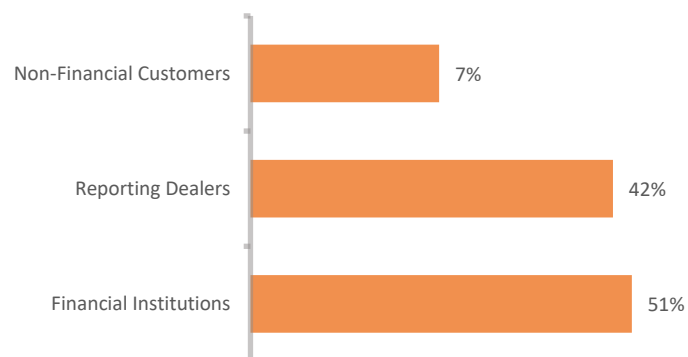
FOREX MARKET'S STATISTICS

Forex Market Hours

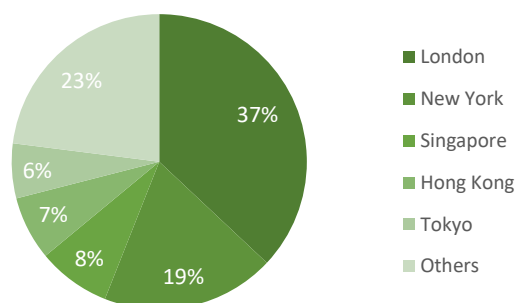


Note: This chart shows the normal forex trading times of all the major forex trading centers across the globe in Pakistan Standard Time.

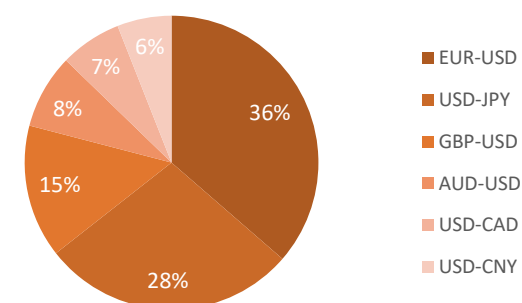
Forex Turnover by Counterparty



Markets' Share in Total Forex Turnover



Most Traded Currency Pairs



Sources: ACPL Research, Forexmarkethours, Dailyfx, Ig

DISCLAIMER

This report has been prepared by Abbasi and Company (Private) Limited and is provided for information purposes only. Abbasi and Company (Private) Limited (ACPL) is engaged in brokerage business of commodities futures in Pakistan and to provide the trading/ execution facility on Pakistan Mercantile Exchange (PMEX). There is risk of loss in trading in derivatives (futures). The author, directors and other employees of Abbasi and Company (Private) Limited and its affiliates cannot be held responsible for any loss in trading. Futures; futures on margin carries a high level of risk and may not be suitable for all investors. The high degree of leverage can work against the investor/ traders. Before deciding to invest in Commodity derivatives, you should carefully consider your investment objectives, level of experience, and risk appetite. The possibility exists that you could sustain a loss of some or all of your initial investment and therefore you should not invest money that you cannot afford to lose. You should be aware of all the risks associated with futures trading in commodities and other financial products. We take no responsibility for any loss made in investment on any instruments through us. In any event Abbasi and Company (Private) Limited, its affiliates, agents will not be liable to anyone for any decision made or action taken for investment/ trading. Abbasi and Company (Private) Limited, its affiliates, directors and employees cannot be held responsible for any loss in trading due to any problem in connectivity; failure of system; technical problem in the software or any other reason whatever.

All the reports/ recommendations/ trading calls/ opinions are advisory in nature and contains the opinions of the author, which are not to be construed as investment advices. The author, directors and other employees of Abbasi and Company (Private) Limited and its affiliates cannot be held responsible for the accuracy of the information presented herein or for the results of the positions taken based on the opinions expressed in the reports/ views from Abbasi and Company (Private) Limited. All the views/ recommendations/ trading calls and opinions are based on the information, which are believed to be accurate and no assurance can be given for the accuracy of these information.

Derivatives trading involve substantial risk. The valuation of the underlying may fluctuate, and as a result, clients may lose their entire original investment. In no event should the content of this research report be construed as an express or an implied promise, guarantee or implication by, or from, Abbasi and Company (Private) Limited that you will profit or that losses can, or will be, limited in any manner whatsoever. Past results are no indication of future performance. The information provided in this report is intended solely for informative purposes and is obtained from sources believed to be reliable. Information is in no way guaranteed. No guarantee of any kind is implied or possible where projections of future conditions are attempted. Investments in securities market are subject to market risks, read all the related documents carefully before investing.

All rights reserved by Abbasi and Company (Private) Limited. This report or any portion hereof may not be reproduced, distributed, or published by any person for any purpose whatsoever. Nor can it be sent to a third party without prior consent of Abbasi and Company (Private) Limited. Action could be taken for unauthorized reproduction, distribution, or publication.

The research analyst, primarily involved in the preparation of this report, certifies that (1) the views expressed in this report accurately reflect his/her personal views about the subject commodity/index /currency pair and (2) no part of his/her compensation was, is or will be directly or indirectly related to the specific recommendations or views expressed in this report.

DISCLOSURE

Following exchange rates are used to convert investment and profit values:

- USD/PKR: 174.83
- JPY/PKR: 1.52

To arrive at our Target Price, Abbasi & Company (Private) Limited uses following methods:

- Technical Analysis
- Fundamental Analysis

Furthermore, profit and returns are inclusive of all expenses including PMEX Fee, ACPL Fee & Sales Tax

RESEARCH DISSEMINATION POLICY

Abbasi & Company (Private) Limited endeavors to make all reasonable efforts to disseminate research to all eligible clients in a timely manner through either physical or electronic distribution such as email, fax mail etc. Nevertheless, all clients may not receive the material at the same time.

PREPARED BY

Anam Naz
Phone: (+92) 42 38302028
Ext: 118
Email: anam@abbasiandcompany.com

RESEARCH DEPARTMENT

6 - Shadman, Lahore
Phone: (+92) 42 38302028; Ext: 116, 117
Email: research@abbasiandcompany.com
web: www.abbasiandcompany.com

HEAD OFFICE

6 - Shadman, Lahore
Phone: (+92) 42 38302028
Email: support@abbasiandcompany.com
web: www.abbasiandcompany.com

BRANCH OFFICE

42 - Mall Road, Lahore
Phone: (+92) 42 38302028 - 37320707
Email: support@abbasiandcompany.com
web: www.abbasiandcompany.com